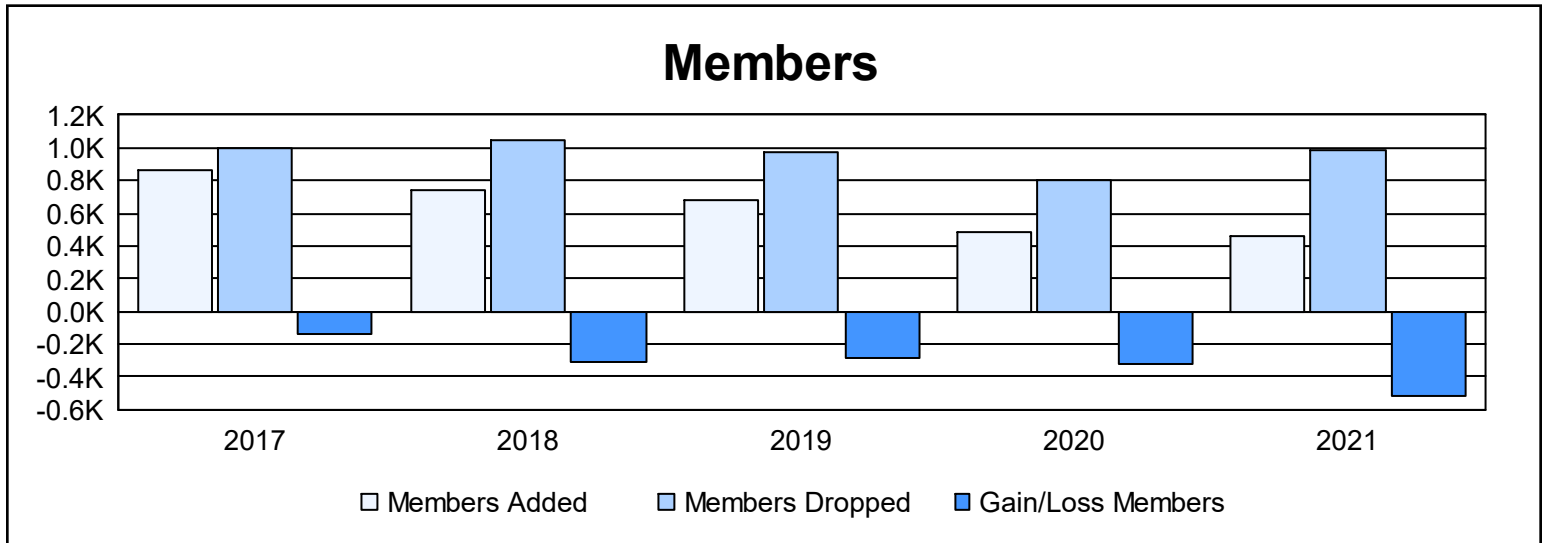
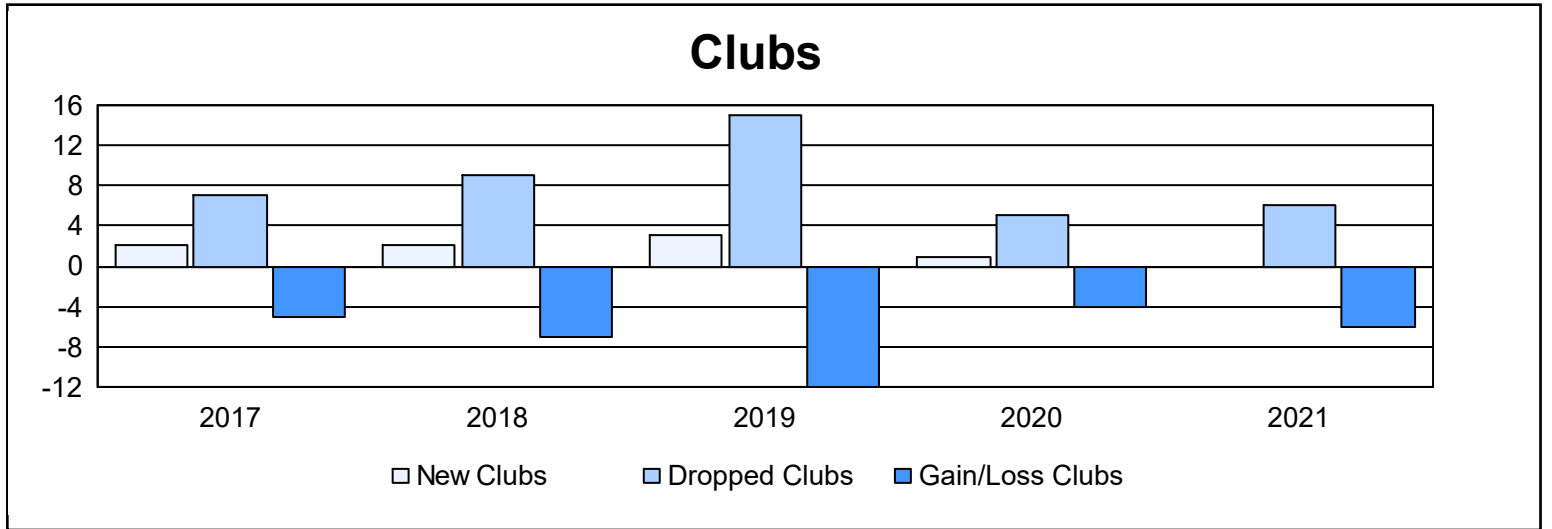


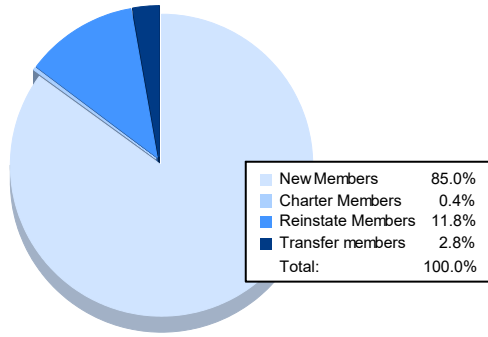
Multiple District 9

As of June 2021 Cumulative

Year	New Clubs	Dropped Clubs	Gain/ Loss Clubs	New Members	Charter Members	Reinstate Members	Transfer Members	Total Member Added	Total Members Dropped	Gain/ Loss Members
2016-2017	2	7	-5	721	71	31	39	862	1,002	-140
2017-2018	2	9	-7	597	60	60	24	741	1,045	-304
2018-2019	3	15	-12	513	86	44	41	684	968	-284
2019-2020	1	5	-4	421	25	12	24	482	803	-321
2020-2021	0	6	-6	396	2	55	13	466	980	-514
Average	2	8	-7	530	49	40	28	647	960	-313



Membership Composition June 2021 Cumulative



Gender Composition June 2021 Cumulative

